

Montage-Kit Motoren RF.
Kit de montage moteurs RF.
Mounting kit engines RF .

Montage – Kit Motoren STREAM RF

Paket-Inhalt; Package Content; Contenu du paquet



4 x M6 x 60 mm



4 x M5 x 16 mm



4 x M6



4 x M5



4 x



2 x



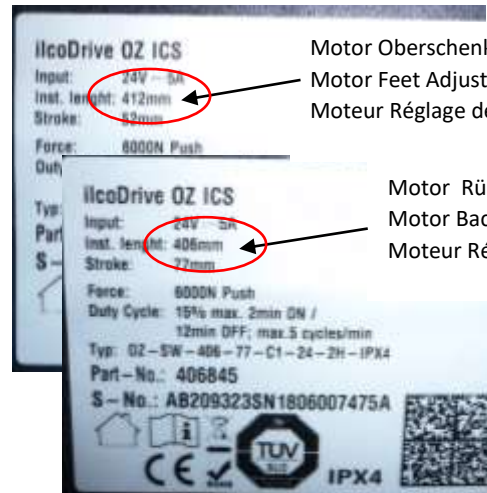
4 x



2 x



2 x Motors



Motor Oberschenkelverstellung
Motor Feet Adjustment
Moteur Réglage des Pieds

Motor Rückenverstellung
Motor Back Adjustment
Moteur Réglage du Dos



1 x SMPS



1 x
Emergency
Lowering




1 x Smart Control



1 x Remote Control


Step 1





Step 2





M6

Schrauben nur leicht
anziehen !

Tighten screws only
slightly!

Serrez légèrement les vis!



M6 x 60

Step 3



M5




M5 x 16

Step 4




Motor Rückenverstellung
Motor Back Adjustment
Moteur Réglage du Dos

406 mm



Motor Oberschenkelverstellung
Motor Feet Adjustment
Moteur Réglage des Pieds


412 mm



Step 5



Step 6



Step 7

TEACH IN von Remote Control und Smart Control, gemäss Montage- und Bedienungsanleitung zu den STREAM Einlegerahmen !

TEACH IN from Remote Control and Smart Control as described in the installation and operating instructions for the STREAM insert frames !

L'ENSEIGNEMENT à partir de la télécommande et du Smart Control comme décrit dans les instructions d'installation et d'utilisation des cadres porte-plaquettes STREAM